








Tube tracklight

|              |   |
|--------------|---|
| Item code    | 86.TL23.3421.02   |
| Product type | Indoor  |
| Category     | Tracklights   |
| Family       | CABINET   |
| Subfamily    | Tube tracklight   |
| Pictograms   |      |

Dimensions

Product dimensions (mm)                      ø18x50mm

Scheme



|                            |                  |
|----------------------------|------------------|
| Product                    |                  |
| Real power (W)             | 3                |
| Real luminous flux (Lm)    | 300              |
| Luminous efficiency (Lm/W) | 100              |
| Beam angle (°)             | 24°              |
| Control gear               | ON-OFF, No-dim   |
| Average life time (h)      | 50000hrs L80 B10 |
| Colour temperature (K)     | 4000             |
| Colour consistency (SDCM)  | SDCM3            |
| CRI                        | 90               |